



Class – NURSERY
Session (2023–24)

Drawing

Book: Creative Art Gallery (A)

April	May	June
Enjoy with Magic Book	Page No.(3-6)	Summer Vacation Project: Make a Parrot with the help of leaves on A4 sheet.
July	August	September
Page No.(7-11)	Page No.(12-16)	Term-I Syllabus April to August Page No.(17,18)
October	November	December
Page No. (19-24)	Page No. (25-31)	Page No. (32-36)
January	February	March
Page No. (37-40)	Revision	Term-II Syllabus October to January



Class – NURSERY

Session (2023–24)

Hindi

- Book: 1. ऐवरग्रीन 'आओ अक्षर पहचानें'
2. Rhymes- आओ गीत गाएँ
3. लेखन विधि (स्वर)

April	May	June
Oral:- Book Reading (अ-उ) Rhymes- सब्जी, मैं तितली होती	Oral:- Book Reading (अ- अः) Rhymes- सात समंदर, अच्छे बच्चे	'ग्रीष्मावकाश' Project: Picture pasting (अ- अः) on A4 sheet.
	FA-1 अप्रैल महीने का सिलेबस (मौखिक)	
July	August	September
Written:- (उ,ऊ,अ) on dots Oral:- Book Reading (अ से इ) Rhymes- बीमार गुड़िया, बैंगन राजा	Written: (उ,ऊ,अ,आ,ए,ऐ, अं,अंः) on dots Oral:- Book Reading (अ से ज) Rhymes- रिमझिम बूँदें, हुआ सवेरा	Term-I सिलेबस अप्रैल से अगस्त
	FA-2 मई महीने का सिलेबस (मौखिक)	
October	November	December
Written: (उ,ऊ,अ,आ,अं,अंः, ए,ऐ,ऋ,इ,ई) on dots और इनके ही चित्र मिलान, अक्षर मिलान Oral:- Book Reading (अ से ण) Rhymes- बन्दर-मामा, ठंडा-ठंडा पानी	Written:- (ओ, औ) on dots, (अ से अः) on dots Oral:- Book Reading (अ से म) Rhymes- बिल्ली बोली म्याऊँ म्याऊँ, गिनती गीत	Written:- (अ से अः) तक on single dot (अ से अः)चित्र मिलान, अक्षर से अक्षर मिलान Oral:- Book Reading (अ से ज) Rhymes- वर्षा रानी! वर्षा रानी!
	FA-3 अक्टूबर महीने का सिलेबस	



Class – NURSERY
Session (2023–24)

Hindi

January	February	March
<p>Written:- (अ से अः) चित्र पहचान कर अक्षर लिखें, (अ से अः) तक श्रुतलेख</p> <p>Oral:- Book Reading (अ से ज्ञ)</p> <p>Rhymes- घण्टी बजती टुन, टुन, टुन</p>	<p>दोहराई</p>	<p>Term-II सिलेबस अप्रैल से जनवरी</p>








Class – NURSERY

Session (2023–24)

Mathematics

Book: 1. Number Book(1-20)
2. S.N. Pre School



April	May	June
<p>Written:- Page No. 1 to 6 on writing book</p> <p>Oral: Counting (1 – 10) Opposite - Big /Small Recognition of Shape Circle</p> 	<p>Written: Counting (0 – 5) on dots, (1 – 5) Match the Same Numbers</p> <p>Writing:-Page No. 7 to 13</p> <p>Oral: (1 – 10)Counting Opposite –Big / Small Recognition of Shape Circle</p> 	<p>Summer Vacation</p> <p>Project: Count and Match with pictures on A4 sheet.</p>
	<p>FA -1 Syllabus covered in April (Only Oral)</p>	
July	August	September
<p>Written: Counting (1-10) on dots, (1 – 10) Match the Same Numbers, Count & Write (1-5)</p> <p>Oral: (1-20) Counting Opposite- Full/Empty Recognition of Shapes- Circle , Triangle</p>  	<p>Written: Counting (1 –15) on dots (1 – 10) Match the Same Numbers Count & Write (1-5) Blanks (1-10) on Single dot</p> <p>Oral: (1 – 30) Counting Opposite-Open/Close Recognition of Shapes- Circle, Square, Heart, Triangle</p> 	<p>Term-I Syllabus April to August</p>
<p>FA-2 Syllabus covered in May (Only Oral)</p>		



Class – NURSERY

Session (2023–24)

Mathematics

October	November	December
<p>Written: Counting (1-20) on Single Dot (1-10) Dictation (1-20) Match the Same Numbers Blanks (11-20) on Single dot</p> <p>Oral: (1 – 40) Counting Opposite -Clean/ Dirty Recognition of Shapes - Rectangle , Oval</p> 	<p>Written: Counting (21-30) on Dots (1-15) Dictation Blanks (21-30) on Single dot</p> <p>Oral: (1-50) Counting Opposite – Slow / Fast Recognition of Shape- Cone</p> 	<p>Written: Counting (1-30) on single dot (1 – 20) Dictation (1-20) Match the Same Numbers Count &Write (1-10) Blanks (1 -30)</p> <p>Oral: (1- 50) Counting Recognition of Shapes- All Shapes</p>
	FA-3 Syllabus covered in October	
January	February	March
Written: Serial: Counting (31-50) on dots Revision	Revision	Term-II Syllabus April to December



Class – NURSERY Session (2023–24)

- Book: 1. Go for Alphabet
2. Go for Rhymes
3. English Capital Letters

English

April	May	June
Written -Magic Book Writing Book - Page No. 2 to 12 Oral: Book Reading (A –E) Rhymes - A for Apple, ABC	Written - (A –E) on dots Writing Book - Page No. 13 to 24 Oral: Book Reading (A– E) Rhymes- Johnny! Johnny!, I Love You	Summer Vacation Project: Paste the pictures of Birds and Flowers on A4 sheet.
	FA -1 Syllabus covered in April (Only Oral)	
July	August	September
Written -(A-J) on dots Match Picture with Correct Letter (A-J) Oral -Book Reading (A-J) Rhymes – Twinkle- Twinkle, I See The Moon, Rain Rain, The Rain on The Green Grass	Written -(A –O) on dots Match Picture with Correct Letter (A – O) Oral -Book Reading (A –O) Rhymes –Roses are Red, Ring-A-Ring-O’ Roses, Jingle Bells	Term-I Syllabus April to August
	FA-2 Syllabus covered in May (Only Oral)	



Class – NURSERY

Session (2023–24)

<u>English</u>		
October	November	December
Written- (A – V) on dots (A – V): Blanks, Match Picture with Correct Letter Oral- Book Reading (A - V) Rhymes- Mary had a Little Lamb, Jack and Jill, Ding Dong Bell, Cock-a- Doodle-Doo	Written- (A – Z) on dots (A – Z): Blanks, Match Picture with Correct Letter Oral- Book- Reading (A - Z) Rhymes- Baa! Baa! Black Sheep!, Butterfly, Oh! My! My! ,I have a Little Nose.	Written- (A – Z) on Single dot (A – Z): Blanks, See &Write, Dictation Oral- Book- Reading (A - Z) Rhymes- Two Little Hands, Are You Sleeping, The Cock Crows in the Morn, Hickory, Dickory, Dock!
	FA -3 Syllabus covered in October	
January	February	March
Revision	Revision	Term-II Syllabus April to December



Class – NURSERY
Session (2023–24)
General Knowledge

Book: Tin Tin & Joy

April	May	June
Lesson-1 Parts of Body Lesson-2 Fruits	Lesson-3 Vegetables Lesson-4 Flowers Lesson-5 Birds	Summer Vacation Project: Paste the pictures of objects from L-20,24 on A4 Sheet.
July	August	September
Lesson-6 Pet and Domestic Animals Lesson-7 Wild Animals Lesson-8 Birthday	Lesson-9 Festivals Lesson-10 In the Garden Lesson-11 Actions	Term-I Syllabus April to August
October	November	December
Lesson-12 Feelings Lesson-13 Toys and Games Lesson-14 Means of Transport	Lesson-15 Indoor Games Lesson-16 Outdoor Games Lesson-17 Good Habits	Lesson-18 Sounds Lesson-19 Accessories Lesson-20 Shapes Lesson-25 Computer and its parts Lesson-21 Colours Project: Paste the pictures of Computer and its parts on A4 sheet.
January	February	March
Lesson-22 Alphabet Lesson-23 Numbers	Revision	Term-II Syllabus October to January



Class – NURSERY
Session (2023–24)
General Knowledge Question- Answers

Ques.1. What is your Name?

Ans. My name is _____.

Ques.2. What is the name of your School?

Ans. S.N. Pre School.

Ques.3. What is your Father's name?

Ans. My father's name is _____.

Ques.4. What is your Mother's name?

Ans. My mother's name is _____.

Ques.5. In which class do you read?

Ans. I read in Nursery class.

Ques.6. How are you?

Ans. I am fine, Thank you.

Ques.7. What is the colour of sky?

Ans. Blue.

Ques.8. What is the colour of carrot?

Ans. Red.

Ques.9. Which animal gives us milk?

Ans. Cow.

Ques.10. Which fruit is the king of fruits?

Ans. Mango.



Class – NURSERY
Session (2023–24)

Ques.11. How old are you?

Ans. I am _____ years old.

Ques.12. How many colours are there in our National Flag?

Ans. There are three colours in our National Flag.

Ques.13. What is the name of our country?

Ans. India.

Ques.14. Which is our National Animal?

Ans. Tiger.

Ques.15. Which is our National Bird?

Ans. Peacock.

Ques.16. What is the colour of Teeth?

Ans. White.

Ques.17. How many colours are there in a rainbow?

Ans. Seven .

Ques.18. When do you see stars?

Ans. At night.

Ques.19. Which bird can swim?

Ans. Duck.

Ques.20. What is the taste of lemon?

Ans. Sour.



**Class – NURSERY
Session (2023–24)**

Ques.21. What is the name of your Principal?

Ans. Mrs. Anu Bala.

Ques.22. What is the name of your Class Teacher?

Ans. Ms. _____.

Queas.23. Which is the biggest fruit?

Ans. Watermelon.

Ques.24. Name some fruits which can be used for making jam.

Ans. Apple, Pineapple.

Ques.25. Name the fruit that monkey loves to eat.

Ans. Banana.

Ques.26. Which vegetable makes us cry?

Ans. Onion.

Ques.27. Name the vegetable that looks like a flower.

Ans. Cauliflower.

Ques.28. Which vegetable is used for making red sauce?

Ans. Tomato.

Ques.29. Which animal has a hump?

Ans. Camel.

Que.30. Which animal catches rats?

Ans. Cat.



**Class – NURSERY
Session (2023–24)**

Ques.31. Name a transport that runs on a track?

Ans. Train.

Ques.32. Which article is used to light the gas stove?

Ans. Gas Lighter.

Ques.33. Which article helps you to wash clothes?

Ans. Washing Machine.

Ques.34. What do you use to wash your hair?

Ans. Shampoo.

Ques.35. How do you carry your books to School?

Ans. In School Bag.